

Get free library ebooks on your

kindle fire



733 Monroe Turnpike
Monroe CT 06468
(203) 452-2850



Edith Wheeler
MEMORIAL LIBRARY

Brought to you by:



Powered by:



1. Install the app from the Play store:

Search for “overdrive” in the Amazon App Store on your device. Download and install the OverDrive app.

2. Authorize your device:

The first time you open the app, you will see the following message: “Sign up for an OverDrive account to enjoy eBooks, audiobooks, movies and more from your library.”

Tap “Sign up”

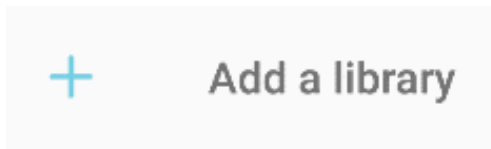
Either tap “Sign up with Facebook, or Enter your name, email address, and a password, and then “Sign up” to create your OverDrive account.

3. Choose your library:

Tap the menu button in the top left corner of the screen.



Then tap “Add a Library.”



Enter your library’s name, your town’s name, or your postal code. Then tap “Search.”

When you find your library, tap on its name. Tap the star next to “Bibliomation Downloadable eMedia Catalog.” The star will turn yellow. This will save Bibliomation’s OverDrive catalog to your “Get Books” list so you will not have to search for your library the next time you use the app.

Tap anywhere to the right of the star to enter Bibliomation’s OverDrive catalog.



Bibliomation, Inc.

<http://bibliomation.lib.overdrive.com/>

4. Sign in:

Click “Sign In” to access your account. Choose your library from the list. Then, type in your library card number

SIGN IN

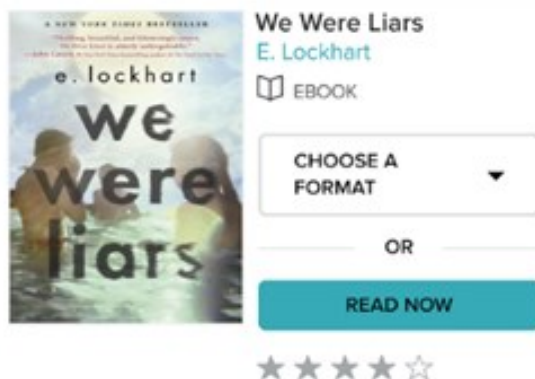
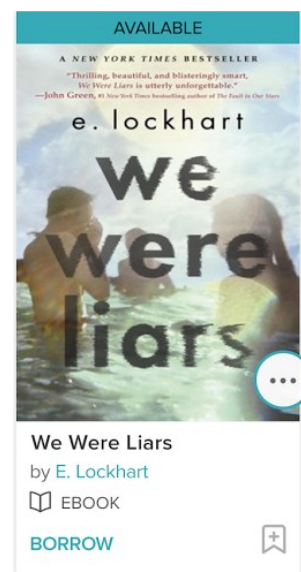
5. Find a book to check out:

You can search the collection by tapping in the “Search” box and entering a title, author, or keyword. You can also browse the collections by choosing a category from the menu in the top right corner of the screen.

6. Check out your book:

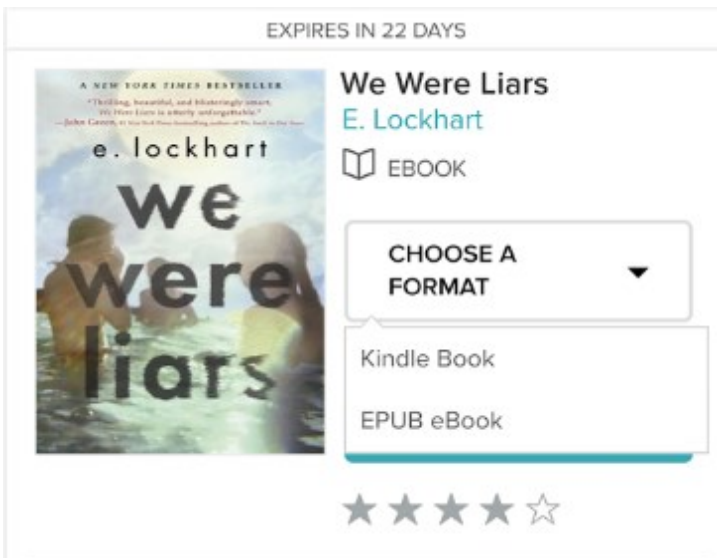
Click “Borrow” to check the book out.

If all copies of the title are checked out to another user, you will see a “Place a Hold” button instead. Click here and enter your email address to be notified when the book is available.



7. Getting your book:

Once the book is checked out to you, it will appear under “Loans” in your account. You have several options for reading your book on your mobile device. Note that all options are not available for every ebook.



OverDrive READ

This option allows you to read the book without downloading it. Tap “Read Now” to begin. The first time OverDrive READ opens, a tutorial will play. Click “Next” to see all of the steps.

Download to the OverDrive App

To download the book, tap “Choose a format, then “EPUB eBook.” The book will appear on the bookshelf in the OverDrive app. Tap the cover to read it.

Transfer to the Kindle App

If you have the Amazon Kindle app installed on your device and you have an Amazon account, you can read your library ebooks using the Kindle app.

Tap the “Choose a format” button and select “Kindle Book.” Then click “Confirm & Download.”

After clicking “Confirm & Download,” you will be redirected to Amazon.com. You will complete the transfer process from here.




Click “Get library book.” If you are not already signed into your Amazon account, you will be prompted to sign in now. If you also own a Kindle, make sure your Android device is selected from the list. Click “Continue” if prompted. The book will be delivered wirelessly to your Kindle app the next time your device syncs.

For more help go to <http://help.overdrive.com> or <http://biblio.org/overdrive-support-submission-form/>.

To find available titles:

Titles that are available to check out right away will be labeled “Available,” and will have the option to “Borrow.”



Titles that are not available to check out right now will be labeled “Wait List,” and will have the option to “Place a hold.”

To limit your search results to only available titles, tap in the search box and then tap “Advanced.” Under “Availability,” choose “Available now.”

To find out what options are available for a book:

Click on the book cover. Scroll down to the options below the book summary. Tap “Available formats” to expand the list.

If a format is not listed here, it is not available for this title. You can filter incompatible books out of your search by tapping “Filters” at the top of the search result page. Then, tap “eBooks.” Tap on the format you are interested in to filter your search.

eBooks	▼
Kindle Book	183
OverDrive Read	194
EPUB eBook	194
PDF eBook	80

Kindle Books can be transferred to a Kindle app.

OverDrive READ indicates that the book is compatible with OverDrive READ.

Adobe EPUB eBooks can be downloaded to the OverDrive app.

Adobe PDF eBooks are not compatible with your device.

FAQs

Why borrow ebooks from your library?

Read popular titles on your device for free! Access your library's digital branch anytime, anywhere. No late fees!

How long can I borrow an ebook?

14 days. This can be extended to 21 days by changing the settings in your account.

Can I renew ebooks?

eBooks can be renewed if another user does not have a hold on the title.

How many ebooks can I check out at once?

You can check out a combination of up to 5 ebooks and downloadable audiobooks on one account.

Can I return ebooks early?

Some ebook titles can be returned early. To return from the website, click "Return." This option will be unavailable if you download the book. To return through the app, hold your finger on the cover of the book until a menu appears. Then choose, "Return to library."

How many books can I place on hold?

You can place up to 10 holds at once.

What do I do when my hold is available?

Click on the link in your email. Depending on the options you chose, the title will either appear under "Loans" or "Holds" in your account.